



# LEAVES



## Books:




[\*The Little Yellow Leaf\*](#) by Carin Berger (E BER): A yellow leaf is not ready to fall from the tree when autumn comes, but finally, after finding another leaf still on the tree, the two let go together.




[\*Why? Leaves Change Color\*](#) by Linda Crotta Brennan (E 581.48 BRE): Offers answers to the most compelling questions about the changing seasons. Age-appropriate explanations and appealing photos.




[\*Leaves\*](#) by Steffi Cavell-Clarke (E 581.48 CAV): Readers explore the process by which leaves create food for plants through accessible text geared toward early learners. They will enjoy learning fun facts about leaves and discovering detailed diagrams of this vital part of a plant. Vivid, full-color photographs and a charming design appeal to young readers.




[Leaf Man](#) by Lois Ehlert (E EHL): A man made of leaves blows away, traveling wherever the wind may take him.




[Leaf Trouble](#) by Jonathan Emmett (E EMM): A young squirrel panics when the leaves on his tree change color and fall, but he feels better when his mother tells him about autumn.




[Leaf Jumpers](#) by Carole Gerber (E GER): Illustrations and rhyming text describe different leaves and the trees from which they fall.




[Leaves](#) by Grace Hansen (E 581.48 HAN): A complicated topic is made easier with this title introducing leaves and explaining their anatomy and how they make food for plants. Labeled diagrams, photographs and a glossary will make learning the important jobs of leaves even simpler!



[Fall is Not Easy](#) by Marty Kelley (E KEL): A tree tells why, out of all four seasons, fall is the hardest.



**[Fletcher and the Falling Leaves](#)** by Julia Rawlinson (E RAW): When his favorite tree begins to lose its leaves, Fletcher the fox worries that it is sick, but instead a magical sight is in store for




**[Leaves](#)** by David Ezra Stein (E STE): A curious bear observes how leaves change throughout the seasons.




**[All About Leaves](#)** by Claire Throp (E 581.48 THR): Children learn about leaves, including where they can be found, what they look like and the vital job they do for plants.

## **eBooks:**



**[Summer Green to Autumn Gold](#)** by Mia Posada: This nonfiction picture book beautifully explains why leaves change color in fall. It highlights both the eye-catching colors of the season and the science behind the colors. Back matter offers additional scientific details for curious readers as well as suggested further reading and links to hands-on activities.



**[A Leaf Can Be...](#)** by Laura Purdie Salas & Violeta Dabija: A leaf can be a...Shade spiller...Mouth filler...Tree topper...Rain stopper....Find out about the many roles leaves play in this poetic exploration of leaves throughout the year.

# Leaf Rhymes & Songs:

## Raking Leaves

I like to rake the leaves (make raking motion with hands)  
Into a great big hump (pretend to pile leaves)  
Then I move back a bit (take a step or two back)  
Bend my knees and jump! (jump)

## Mother Nature, Did You Sneeze? (tune: Twinkle, Twinkle)

Falling, falling, falling leaves,  
Mother Nature did you sneeze? (aaaachew!)  
Red ones, yellow ones, orange and brown,  
Big ones, little ones, on the ground.  
Falling, falling, falling leaves  
Mother Nature did you sneeze? (aaaachew!)

## Leaves on the Trees (tune: London Bridge)

Leaves on the trees turn orange and brown,  
orange and brown, orange and brown.  
Leaves on the trees turn orange and brown,  
in the fall!

Leaves on the trees come falling down,  
falling down, falling down.  
Leaves on the trees come falling down,  
in the fall!

Leaves on the ground go crunch, crunch, crunch -  
crunch, crunch, crunch - crunch, crunch, crunch.  
Leaves on the ground go crunch, crunch, crunch -  
in the fall!

## Hide and Seek Game:

Print out the leaf and acorn images, then cut them apart. Hide the acorn under one of the leaves and use the following rhyme to have your child guess where the acorn is hiding!

Acorn, acorn, where do you hide?

Are you under the \_\_\_\_\_ leaf? (*say the color of the leaf*)

Let's peek inside!






## STEAM Activity:

Play outside with your child and collect some leaves. Choose various colors, shapes, and textures. Sort the leaves by color and size - if you have a magnifying glass, it will help your child take a closer look.

Lay one of the leaves face down and cover with a white piece of paper. Rub a crayon firmly all over the leaf. Watch as the leaf magically appears on the paper! (Image Source: [firstpalette.com](http://firstpalette.com))



You can also do several leaves at once - be creative and have fun with it!



## Coloring Activity:

Have your child color the leaves and acorn. For even more learning fun, make several copies, color them and cut them apart, then sort the leaves and help your child count them! (Coloring Sheet Source: [Supercoloring.com](http://Supercoloring.com))

