



Plan Ahead with this Craft Materials List!

General materials needed:

Markers (washable and permanent), Paper plates, plastic cups, zip lock bags, popsicle sticks, recycled styrofoam containers or plates, rubber bands, coffee filters, construction paper, card stock, recycled file folders, scissors, masking tape, craft glue, googly eyes, scotch tape, craft foam, pompoms, washable paint, paint brushes, colored index cards.

Other: Pencil with eraser, paper fasteners, thumbtacks

***Scroll down to see the specifics for each week.**

Week #1 Farm Friends

CRAFT DAY PROJECT: **Cow Over the Moon Paper Plate Spinner**

Materials:

2-3 Paper Plates

1 Piece of White Cardstock (or another 2 paper plates)

Paper Fastener or Thumbtack (with adult supervision) and Eraser

Scissors

Pencil

Glue or Scotch Tape

Black Marker or Black Crayon

Black and White Paint (optional)

Small Piece of Kitchen Sponge (optional)



MASHUP DAY PROJECT: **Clucking Chicken Cups**

Materials:

Red Solo Drinking Cup (or regular plastic cup)

Thumbtack or nail (with adult supervision)

2 Feet of Yarn or String.

Glue or Scotch Tape

1 Small Piece of Yellow or Orange Craft Foam

(colored construction paper can also be used)

2 Googly Eyes

Feathers (optional)

Small Piece of Kitchen Sponge

Directions: (coming soon)



Week #2: Fish Tails

CRAFT DAY PROJECT: **“Printed” Ocean Scenes**

1 Piece of Recycled Styrofoam (take-out box, or plate or styrofoam tray from the dollar store)

1 Dull Pencil

Washable Markers

White Paper

Clean Damp Sponge or Paper Towel (or spray bottle with water)



MASHUP DAY PROJECT: **Coffee Filter Fish**

1 Basket-style Coffee Filter (per fish)

1 Rubber Band (per fish)

1 Paper Towel (a wad of toilet paper or a napkin will also work)

Washable Markers

Googly eyes (optional)

String or ribbon (optional)

Tape (optional-for jellyfish)

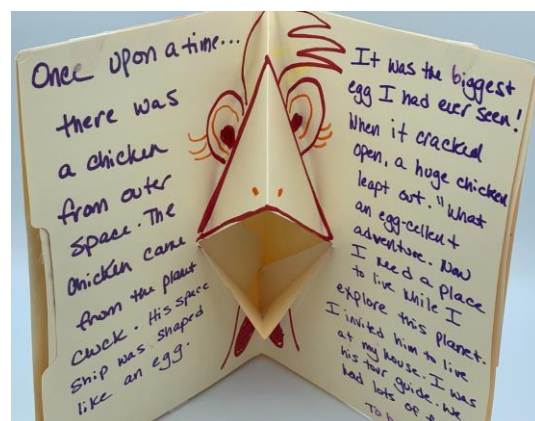

Coat hanger (optional)



Week #3 Pet Pals

CRAFT DAY PROJECT: **Pet Pop-Up Book**

1-2 Recycled Manilla File Folder
Scissors
Markers or Crayons or Colored Pencils
Scotch Tape (optional)



MASHUP DAY RECIPE: **Pet Pal Open Face Sandwiches**

1 Slice of Bread (white, wheat, or whatever)
1 Tablespoon of Spread: Peanut Butter OR Cream Cheese OR Jam OR Guacamole
Decorations: Banana Slices, Grape Halves, Blueberries, Raisins, Almonds.
(Decorations can be mixed, matched, and substituted with other ingredients)



Week # 4 Celebrity Critters

CRAFT DAY PROJECT: **Celebrity Paw Prints**

1 Piece of Black or Dark Blue) Construction Paper
1 Piece of Yellow Craft foam or Yellow Construction Paper
2 Pieces of Craft Foam (any color)*
Old Plastic Tub Covers (from yogurt, sour cream, tupperware, etc.)
Craft Glue
White Paint
Glitter Glue (optional)
Marker (any dark color)
Animal Paw Print Template (will be provided with directions)
Star Template (will be provided with directions)
*If craft foam isn't available, recycled styrofoam can be used instead.



Week #5: Safari Stories

CRAFT DAY PROJECT: “Flashlight” Jungle

- 1 Large Plastic Zip lock Bag
- 1 Piece of Black construction paper (or black cardstock)
- 1 Piece of White Cardstock (regular white paper can also be used)
- Permanent Markers



MASHUP DAY BONUS CRAFT: “Hand” Puppet


- Pipe Cleaner
- Tape
- Googly Eyes (optional)
- Paper
- Markers



Week #6: Creepy Crawlies

CRAFT DAY PROJECT: Climbing Spiders

- 14 popsicle Sticks
- Masking Tape
- Craft Glue
- Paint
- Googly Eyes (optional)
- 1 Drinking Straw
- 1.5 yards of yarn or string (can be shorter if necessary)



MASHUP DAY RECIPE: Bug Bites

- 1 Cup of Rolled Oats
- ½ Cup Peanut Butter (other nut butters can be substituted)
- ⅓ Cup of Honey
- 1 Teaspoon of Vanilla Extract
- Optional Mixins and decorations: M&Ms, Chocolate Chips, Shredded Coconut, Raisins
- Pretzel Sticks and/or Small “Pretzel Shaped” Pretzels, Banana Slices.



Week #7: Fantastic Beasts

CRAFT DAY PROJECT: Paper Plate

Dinosaurs

1 paper plate
 Craft Glue or Tape
 Washable Paint
 Paint Brush
 1 Toilet Paper Tube
 Scissors



MASHUP DAY RECIPE: Unicorn Horns

1 popsicle stick
 ½ Banana
 ½ Cup of Vanilla Yogurt
 ¼ Cup of Colorful Sprinkles
 Optional Additions: Crushed Nuts, Small
 Chocolate Chips, Crushed Cereal, Shredded
 Coconut, etc.



Week #8 Swamp Stories

CRAFT DAY PROJECT: Snake Coils

1 Cardboard Tube (paper towel tube or wrapping
 paper tube works best, but a toilet paper tube
 can also be used).
 Paint
 Paint Brush
 1 Cotton Swab
 2 Googly Eyes
 Craft Glue
 Scissors



MASHUP DAY PROJECT: Origami Frogs

1 Index Card (white works, but the colorful cards are
 more fun)
 2 Googly Eyes (optional)
 Decorations: pompoms, stickers, embellishments
 (optional)
 Glue (optional)

