

## JUMPING ORIGAMI STORY FROGS



### MATERIALS:

- 1 Index Card (any size) or a rectangular piece of card stock
- Marker (optional)
- Googly eyes and decorations (optional)

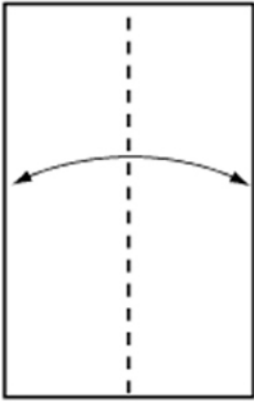


### DIRECTIONS:

Use the sheet on the next page for a visual walkthrough.

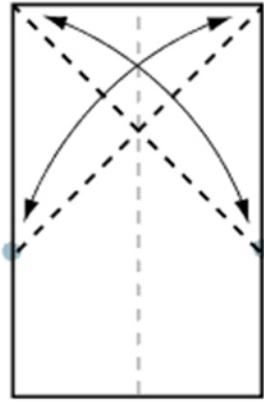
1. Fold the card in half, then open again.
2. Fold one top corner to the opposite edge of the paper, then unfold. Repeat with the other top corner.
3. Where the diagonal creases meet in the middle of the card, fold the paper backward, crease well, then reopen.
4. Hold the paper at the sides of the creases you just made in #3, then bring these points to the center line. Flatten again (the creases should help!) You should have formed a triangle shape at the top of your card.
5. Fold the outer points of the triangle up toward the top point to form a diamond shape.
6. Fold the sides of the card into the center line.
7. Fold the bottom up so that it lines up with the center of the diamond.
8. Fold the same part in half, downward.
9. Decorate your frog. Press on the backside to make it jump.
10. Then...open up the card and write a story about your frog on the inside!

IF YOU WANT TO POST YOUR FROG, LET US KNOW WITH #STORYOLOGIST!



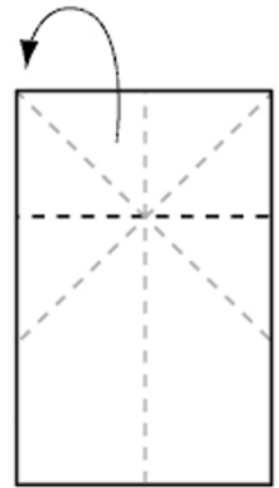
1.

Fold the card in half, then open again.



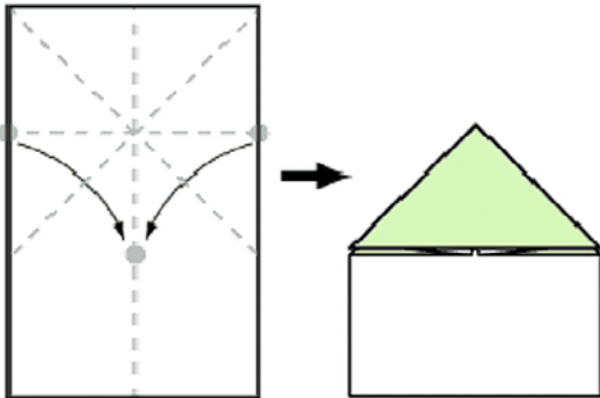
2.

Fold one top corner to the opposite edge of the paper, then unfold. Repeat with the other top corner.



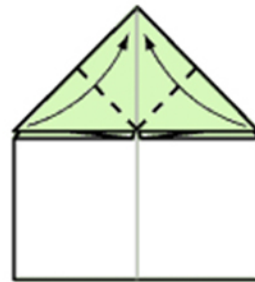
3.

Where the diagonal creases meet in the middle of the card, fold the paper backward, crease well, then reopen.



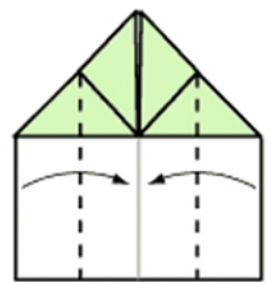
4.

Hold the paper at the sides of the creases you just made in #3, then bring these points to the center line. Flatten again (the creases should help!) You should have formed a triangle shape at the top of your card.



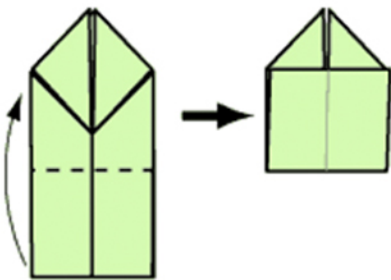
5.

Fold the outer points of the triangle up toward the top point to form a diamond shape.



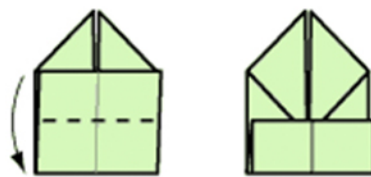
6.

Fold the sides of the card into the center line.



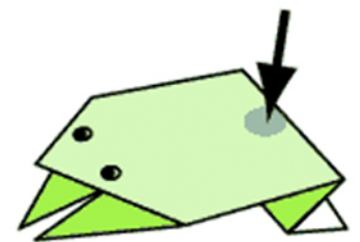
7.

Fold the bottom up so that it lines up with the center of the diamond.



8.

Fold the same part in half, downward.



9.

Decorate your frog. Press on the backside to make it jump.